


BANJOREE 2018



SLOW JAM – TUNE LIST

OLDTIME SECTION

Old Molly Hare

Clawhammer mit Hammer On und Pull Off

g'c'g'c'd' Double C Tuning

Traditional
Arr. Sebastian Schröder

C F G C F G C

I B T I B T I B T I I I B T I I T I I I B T

C F C G C F G C

I B T I B T I B T I B T I B T I I I B T

Angelina Baker

Clawhammer mit Hammer On, Pull Off, Slide und Roll

Stephen Foster
Arr. Sebastian Schröder

g'c'g'c'd' Double C Tuning

The sheet music for 'Angelina Baker' is written for a five-string banjo in Double C Tuning (g'c'g'c'd'). The score is divided into four systems, each with a five-line staff and a set of vertical lines below representing the strings. The first system starts with a key signature of one sharp (F#) and a 4/4 time signature. The second system has a key signature of one sharp and a 4/4 time signature. The third system has a key signature of one sharp and a 4/4 time signature. The fourth system has a key signature of one sharp and a 4/4 time signature. The score includes various techniques such as Hammer On (H), Pull Off (P), Slide (S), and Roll (R). Chords C, F, and C are indicated above the staff. The first system has a key signature of one sharp (F#) and a 4/4 time signature. The second system has a key signature of one sharp and a 4/4 time signature. The third system has a key signature of one sharp and a 4/4 time signature. The fourth system has a key signature of one sharp and a 4/4 time signature.

Clawhammer mit Hammer On, Pull Off und Slide

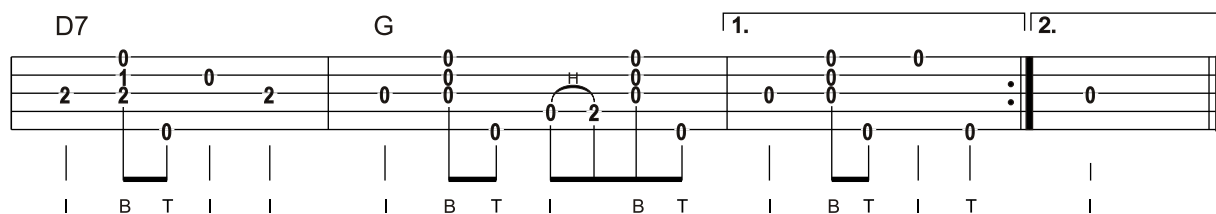
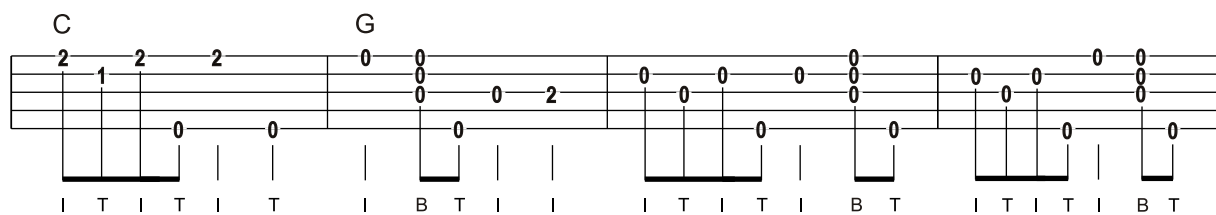
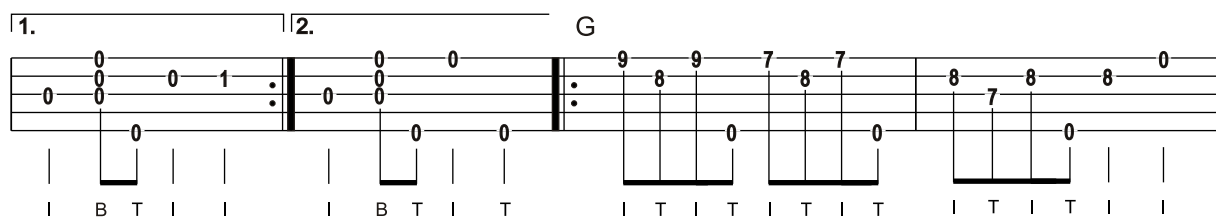
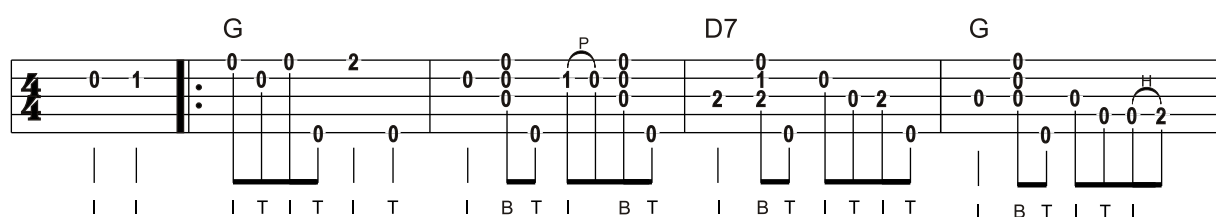
Two staves of guitar tablature for the song "I Wanna Dance with Somebody" by Whitney Houston. The first staff contains measures 1-4, and the second staff contains measures 5-8. Chords G, Em, D, and G are indicated above the staves. The tablature includes fret numbers (0-5), accidentals (sharps, naturals), and articulation marks (accents, slurs, breath marks). Fingering numbers 1-4 are shown below the notes.

OLDTIME & BLUEGRASS - let's play together!

Wildwood Flower

Clawhammer mit Hammer On, Pull Off
und Drop Thumbing

Traditional
Arr. Sebastian Schröder



OLDTIME & BLUEGRASS - let's play together!

Old Joe Clark

Clawhammer mit Hammer On, Pull Off und Slide

Traditional
Arr. Sebastian Schröder

The musical score for 'Old Joe Clark' is written in 4/4 time and consists of four systems of music. Each system contains two staves: a top staff for the melody and a bottom staff for the bass line. The notation includes fingerings (0, 1, 2, 3, 5), hammer-ons (H), pull-offs (P), and slides (S). Chord symbols (G, F, D) are placed above the melody staff. The bass line uses a clawhammer pattern with 'I' for the thumb and 'B T' for the ring and middle fingers. The score begins with a repeat sign in the first measure of the first system. The piece concludes with a double bar line and repeat dots in the final measure of the fourth system.

System 1: Melody starts on G (0 2 3 2 0 1 0 0 0 0 2 3 2 0 0 0 3 2). Bass line follows a clawhammer pattern: I B T I B T I I I B T I B T I B T I B T.

System 2: Melody continues with G (0 2 2 3 2 0 1 0 0 0 0 0 2 0 3 0 0 0) and F (0 0 2 0 3 3 5 0 5 0 0). Bass line: I B T I B T I I I B T I B T I T I B T I B T.

System 3: Melody continues with G (0 0 0 0 0 1 0 0 0 0 0 0 2 0 0 3 1 3) and F (3 2 2 2 3 0 0 0). Bass line: I B T I B T I I T I B T I B T I I I B T I B T.

System 4: Melody continues with G (0 0 0 0 1 0 0 2 0 0 2 0 3 3 5 0 5 0) and F (0 0 2 0 3 3 5 0 5 0 0). Bass line: I B T I B T I I T I I I B T I T I B T I B T.

BLUEGRASS SECTION

Boil Them Cabbage Down

Bluegrass Picking mit Hammer On, Pull Off und Slide

Traditional
Arr. Sebastian Schröder

The sheet music is written for a five-string banjo in 4/4 time. It consists of three systems of notation, each with a treble clef and a key signature of one sharp (F#). The first system starts with a G chord and ends with a G chord. The second system starts with a D7 chord and ends with a C chord. The third system starts with a G chord and ends with a G chord. The notation includes various techniques such as Hammer On (H), Pull Off (P), and Slide (S). The rhythm is indicated by the 4/4 time signature and the placement of notes on the staff.

System 1: G C G. Techniques: S, H, P. Rhythm: T I M T I M T M I T M I T M I M T I M T M.

System 2: D7 G C. Techniques: S, P. Rhythm: T I M T M I T M T I M T M I M T M I T M T M I T M.

System 3: G D7 G. Techniques: S. Rhythm: T I M T I M T M T M T.

Bluegrass Picking mit Hammer On, Pull Off und Slide

The musical score is written for guitar in 4/4 time. It consists of 16 measures, grouped into four systems of four measures each. The chords are G, D, G, C, G, D, C, G, D, G. The score includes fret numbers (0-5), accidentals (sharps, naturals), and articulation marks (accents, slurs, breath marks). The guitar is tuned to standard E2-A2-D3-G3-B3-E4.

Measure 1 (G): Fret 0, 0, 1, 2, 3, 0, 0, 0. Fingering: T, M, M, I, M, T, I, M. Articulation: Accents on frets 2 and 3.

Measure 2 (D): Fret 2, 3, 0, 0, 0, 0, 0, 0. Fingering: T, I, T, M, T, M, T, T. Articulation: Accents on frets 2 and 3.

Measure 3 (G): Fret 1, 2, 1, 2, 1, 2, 1, 2. Fingering: I, M, T, I, M, I, M, T. Articulation: Accents on frets 1 and 2.

Measure 4 (C): Fret 2, 2, 1, 2, 1, 2, 1, 2. Fingering: M, T, I, M, T, I, M, T. Articulation: Accents on frets 2 and 1.

Measure 5 (G): Fret 2, 3, 0, 3, 0, 3, 0, 3. Fingering: T, M, T, I, M, T, I, M. Articulation: Accents on frets 2 and 3.

Measure 6 (D): Fret 3, 5, 3, 5, 0, 3, 0, 5. Fingering: T, I, T, M, T, I, T, M. Articulation: Accents on frets 3 and 5.

Measure 7 (G): Fret 2, 3, 2, 3, 2, 3, 2, 3. Fingering: T, I, M, T, I, M, T, M. Articulation: Accents on frets 2 and 3.

Measure 8 (C): Fret 0, 2, 3, 4, 3, 4, 3, 4. Fingering: T, I, M, T, M, I, T, M. Articulation: Accents on frets 0 and 2.

Measure 9 (G): Fret 3, 5, 3, 0, 2, 4, 0, 0. Fingering: T, I, T, M, T, I, T, M. Articulation: Accents on frets 3 and 5.

Measure 10 (D): Fret 5, 5, 5, 5, 5, 5, 5, 5. Fingering: T, I, T, M, T, I, M, I. Articulation: Accents on frets 5 and 5.

Measure 11 (G): Fret 4, 5, 5, 5, 5, 5, 5, 5. Fingering: T, I, T, M, T, I, T, M. Articulation: Accents on frets 4 and 5.

Measure 12 (D): Fret 2, 3, 0, 4, 3, 2, 3, 0. Fingering: T, I, T, M, T, I, T, M. Articulation: Accents on frets 2 and 3.

Measure 13 (G): Fret 0, 0, 0, 0, 0, 0, 0, 0. Fingering: T, M, T, I, T, M, T, I. Articulation: Accents on frets 0 and 0.

Measure 14 (C): Fret 0, 2, 0, 0, 0, 0, 0, 0. Fingering: T, I, T, M, T, I, T, M. Articulation: Accents on frets 0 and 2.

Measure 15 (D): Fret 2, 3, 0, 4, 3, 2, 3, 0. Fingering: T, I, T, M, T, I, T, M. Articulation: Accents on frets 2 and 3.

Measure 16 (G): Fret 0, 0, 0, 0, 0, 0, 0, 0. Fingering: T, M, T, I, T, M, T, I. Articulation: Accents on frets 0 and 0.

Red Haired Boy

Three Finger Melodic Banjo

Traditional
Arr. Sebastian Schröder

The musical score for "Red Haired Boy" is written for three-finger melodic banjo in 4/4 time. It consists of five systems of music, each with a staff and a corresponding tablature line. The tablature uses numbers 0-5 for frets and letters T, I, M for picking directions (thumb, index, middle). Chords G, C, F, and D are indicated above the staff. The score includes repeat signs and first/second endings.

System 1: Chords G, C, G, F. Tablature: 0 0 0 5 | 5 0 5 5 | 0 0 0 0 | 2 0 1 1 3 0 3. Picking: T T M T I T | M I M I T I T | M T I M I M I | T I T I T M I.

System 2: Chords G, C, G, 1. D, G. Tablature: 0 0 0 5 | 5 0 5 5 | 0 8 7 0 9 5 | 0 7 0 4 0. Picking: T I M T I T | M I M I T I T | M T I M T I M T | I T I T I M T.

System 3: Chords 2. D, G, F, C, G. Tablature: 0 7 0 4 0 5 | 3 5 0 5 3 5 0 5 | 3 5 0 0 5 5 | 0 5 0 0 0. Picking: I T I T I M T | I T M T I T M T | I T M I T I T | M T I M I M I.

System 4: Chords F, G, C, G. Tablature: 2 0 1 1 3 0 3 | 0 0 0 5 | 5 0 5 5 | 0 8 7 0 9 5. Picking: T I T I T M I | T I M T I T | M I M I T I T | M T I M T I M T.

System 5: Chords 1. D, G, 2. D7, G. Tablature: 0 7 0 4 0 9 | 0 7 0 4 0. Picking: I T I T I M T | I T I T I.

OLDTIME & BLUEGRASS - let's play together!

Wildwood Flower

Bluegrass Picking mit Hammer On, Pull Off, Slide und Licks

Traditional
Arr. Sebastian Schröder

The notation is presented in five systems, each with a guitar staff and a corresponding picking pattern below. Chord symbols (G, D7, C) are placed above the staff at the beginning of their respective sections. The picking patterns use letters: 'I' for index, 'M' for middle, 'T' for thumb, and 'M' for middle finger. Numbers 0, 1, 2, 3 indicate fret positions. Arrows and letters like 'H' (hammer-on), 'P' (pull-off), and 'S' (slide) indicate specific techniques. The first system includes a key signature change to one sharp (F#) indicated by a double bar line with a sharp sign. The second system includes a first and second ending bracket. The third system includes a key signature change to one flat (Bb) indicated by a double bar line with a flat sign. The fourth system includes a key signature change to one sharp (F#) indicated by a double bar line with a sharp sign. The fifth system includes a key signature change to one flat (Bb) indicated by a double bar line with a flat sign.

System 1: G, D7. Picking: I M T I M T I T I M T M I M T I T I T M I M T M.

System 2: G. Picking: T I T I M I T M I M T M I M T I M T I T M.

System 3: G, C. Picking: T I M T M I T M T I T I M T I M T I T M T M T.

System 4: G. Picking: T M T I T M T I M T M T I M T I M T I.

System 5: D7, G. Picking: T I T I M I T M T T I M I T M T.

OLDTIME & BLUEGRASS - let's play together!

Old Joe Clark

Bluegrass Picking mit Hammer On, Pull Off und Slide

Traditional
Arr. Sebastian Schröder

4/4

G

D

T I M T M I M T M I T M I T T I M T M I M T I M T I M T I T

G

F

G

T I M T M I M T M I T M T I T M I T M I T I M T I M

G

F

T I M T I M T M T I T M T I T M T I M T M

G

F

G

T I M T I M T M T I T M I M T I T M T I T M T I T M T



BANJO SPIELEN!

**Die umfassende Schule für das 5-String Banjo
komplett auf deutsch!**

ISBN: 978-3868492842

Edition DUX

308 Seiten für Anfänger und fortgeschrittene Spieler
Inkl. MP3-Audio-CD mit über 300 Hörbeispielen

Mit Tabulaturen und Übungen für über 40 Songs, Musiktheorie, Banjo Setup, Jamming Tipps, Griffstabellen u.v.m.

Boil Them Cabbage Down, Cripple Creek, June Apple, Wildwood Flower, Cluck Old Hen, Black Eyed Suzie, Old Molly Hare, Needle Case, John Henry, Amazing Grace, Foggy Mountain Breakdown, Redhaired Boy, Soldiers Joy, When The Saints Go Marching In u.v.m.

Erhältlich im Buchhandel, Musikgeschäft, Amazon.de etc.

Weitere Informationen unter www.banjospiele.de



BANJOREE 2018 | PROITZER MÜHLE 04.-07. OKTOBER 2018

Das Treffen für Bluegrass- und Oldtime-Banjo, Mandoline, Gitarre, Dobro, Kontrabass, Fiddle und mehr ...

WWW.BANJOREE.EU